

UPS CampusShip: View/Print Label

1. **Ensure there are no other shipping or tracking labels attached to your package.** Select the Print button on the print dialog box that appears. Note: If your browser does not support this function select Print from the File menu to print the label.
2. **Fold the printed label at the solid line below.** Place the label in a UPS Shipping Pouch. If you do not have a pouch, affix the folded label using clear plastic shipping tape over the entire label.
3. **GETTING YOUR SHIPMENT TO UPS**
Customers with a Daily Pickup
Your driver will pickup your shipment(s) as usual.

Customers without a Daily Pickup

Take your package to any location of The UPS Store®, UPS Access Point(TM) location, UPS Drop Box, UPS Customer Center, Staples® or Authorized Shipping Outlet near you. Items sent via UPS Return Services(SM) (including via Ground) are also accepted at Drop Boxes. To find the location nearest you, please visit the Resources area of CampusShip and select UPS Locations.





Schedule a same day or future day Pickup to have a UPS driver pickup all your CampusShip packages.
Hand the package to any UPS driver in your area.

UPS Access Point™
THE UPS STORE #6698
5335 NW 87TH AVE
DORAL ,FL 33178

UPS Access Point™
THE UPS STORE
9737 NW 41ST ST
DORAL ,FL 33178

UPS Access Point™
FORCE WIRELESS (BOOST MOBILE)
7882 NW 52ND ST
DORAL ,FL 33166

FOLD HERE

<p>17 LBS 1 OF 1 DWT: 24,12,12</p> <p>ICATHOLIC NET,LLC 8884198862-495 THE INSPIRING CATHOLIC STORE 8805 NW 35 LANE DORAL FL 33172</p> <p>SHIP TO: SANDRA DONNOW 100 JOHN DR SLIDELL LA 70461-1824</p>	<p>LA 701 9-01</p>  	<p>UPS GROUND TRACKING #: 1Z 5X5 4Y1 03 3100 8621</p> 	<p>BILLING: P/P</p>  <p>CS 22.0.13. W/NTNV50 45.0A 04/2021*</p>
--	---	---	---